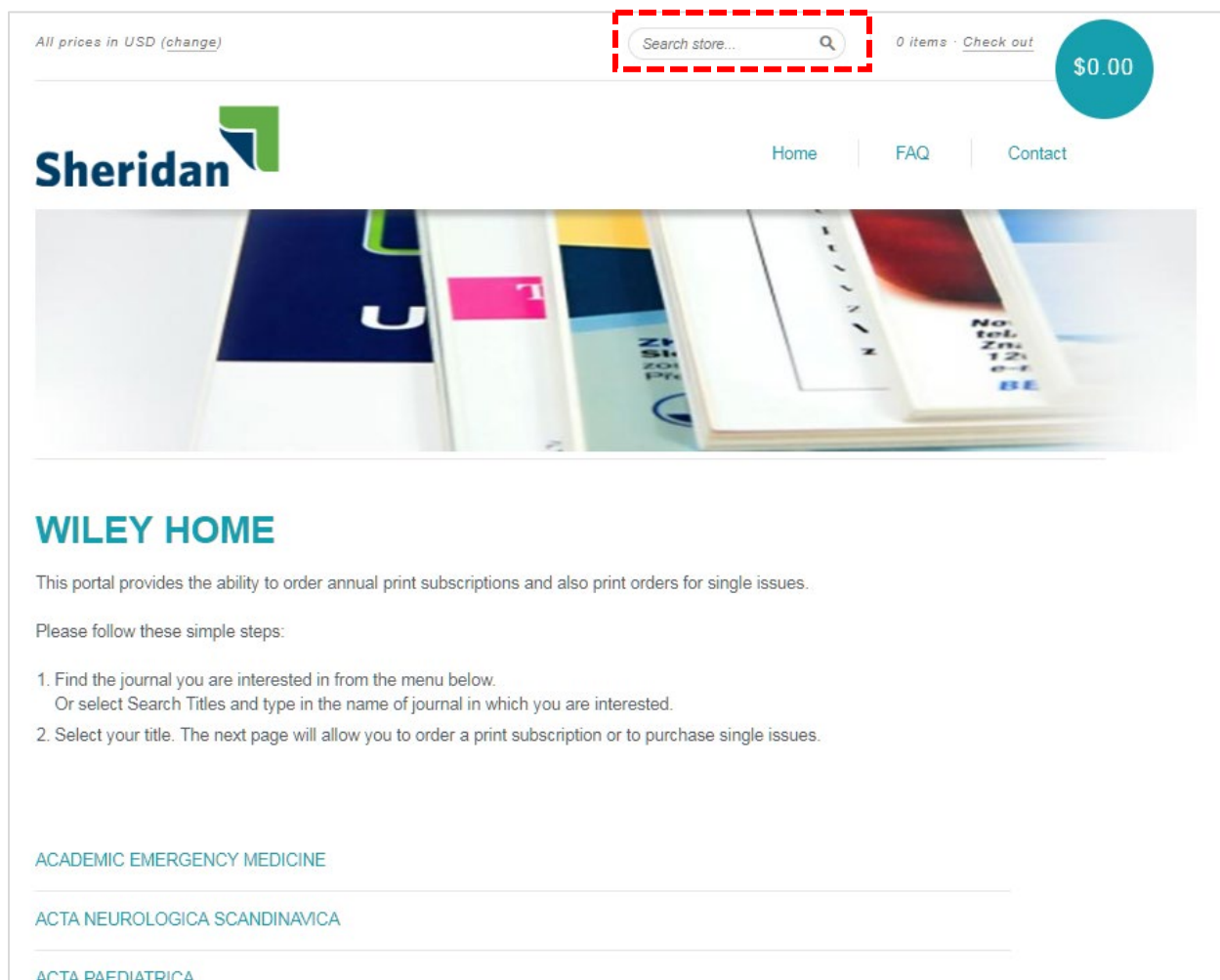


## Wiley Member Direct Print on Demand Ordering Procedures

For assistance or questions, please contact Sheridan Print on Demand Customer Service at: [sheridan.pod@sheridan.com](mailto:sheridan.pod@sheridan.com)

### STEP 1: Visit the Sheridan webstore

Navigate to: <https://ondemand.sheridan.com/pages/wiley-home>. Use the search box or scroll down the alphabetical list to find the title you would like to purchase.



The screenshot displays the Sheridan webstore interface. At the top, there is a navigation bar with a search box labeled "Search store..." (highlighted with a red dashed border), a shopping cart icon showing "0 items" and a "Check out" link, and a price indicator "\$0.00". Below the navigation bar is the Sheridan logo and a banner image showing a stack of books. The main content area is titled "WILEY HOME" and contains the following text:

This portal provides the ability to order annual print subscriptions and also print orders for single issues.

Please follow these simple steps:

1. Find the journal you are interested in from the menu below.  
Or select Search Titles and type in the name of journal in which you are interested.
2. Select your title. The next page will allow you to order a print subscription or to purchase single issues.

Below the instructions, there is a list of journal titles:

- ACADEMIC EMERGENCY MEDICINE
- ACTA NEUROLOGICA SCANDINAVICA
- ACTA PAEDIATRICA


## STEP 2: Specify purchase type

Once the correct title has been selected, choose the desired option: annual print subscription or single issue. Click the “Details” button next to the item you wish to purchase.

The prices displayed on this screen are the list prices - the Member Direct discounted price will be visible later in the process after the discount code has been applied. Member Direct discounts are for members and other designated society-related individuals only. Do not share the discount code with others.

Member Direct discounts apply to full-year subscription orders for a specific title only. Single issues can be purchased on the webstore at the advertised price but are not available for discount.

### ORAL SURGERY



**PRINT SUBSCRIPTION**  
From \$545.11

Details

**SINGLE ISSUE**  
From \$164.06

Details

## STEP 3: Specify purchase details

Once the desired purchase option has been selected, choose the appropriate location, volume year and quantity. Then click “Add to Cart”.

Location

Year

Quantity

**\$805.66**  

Add to Cart

## STEP 4: Review cart


Review your cart for accuracy. You can change quantities or delete items from the cart. Click “Update cart” if changes are made, otherwise click “Checkout”.

To continue shopping, use the “Home” link to return to the title list, or use the search bar to find additional titles.


All prices in USD ([change](#))

1 item · [Check out](#)


\$805.66



[Home](#) | [FAQ](#) | [Contact](#)



### CART



**ORAL SURGERY - USA / 2019**

\$805.66 (each)

1

\$805.66

[×](#)

Additional comments

**SUBTOTAL** \$805.66

[Update cart or](#) [Check out](#)

## STEP 5: Provide shipping information

On the checkout screen, provide the necessary contact and shipping information. On the right side of the screen, enter the Member Direct discount code that has been provided and click “Apply”. Once the discount code has been applied, the cart total will update. Click “Continue to shipping method”.

The screenshot displays the checkout process. On the left, under the breadcrumb "Cart > Customer information > Payment method", there are two main sections: "Contact information" with an "Email" field, and "Billing address" with fields for "First name (optional)", "Last name", "Company (optional)", "Address", "Apartment, suite, etc. (optional)", "City", "Country/Region" (set to "United States"), "State" (set to "New York"), "ZIP code", and "Phone (optional)". At the bottom left is a link "< Return to cart". On the right, a "Discount code" field with an "Apply" button is highlighted with a red dashed box. Below it, the code "SM33ZPQ9TWAJ" is shown with a close icon. The cart summary on the right lists "ORAL SURGERY USA / 2019" with a discount of "\$725.09" applied to the original price of "\$805.66", resulting in a "Subtotal" of "\$80.57". The "Total" is also "\$80.57" in USD. A blue button labeled "Continue to payment method" at the bottom right is also highlighted with a red dashed box.

## STEP 6: Confirm shipping type

On the shipping method screen, select free Standard Shipping and click “Continue to payment method”.

The screenshot shows the "Shipping method" selection screen. A radio button next to "Standard Shipping" is selected and highlighted with a red dashed box. The word "Free" is displayed to the right of the selection. At the bottom left is a link "< Return to customer information". A blue button labeled "Continue to payment method" at the bottom right is also highlighted with a red dashed box.





## STEP 7: Complete your order

On the payment screen, enter your credit card information and indicate the same or a different billing address. You may also choose to save your information for future transactions. Click “Complete order”.

### Payment method

All transactions are secure and encrypted.

Credit card

 and more...

Card number

Cardholder name

MM / YY

CW

### Billing address

☐ Same as shipping address

☒ Use a different billing address

First name (optional)

Last name

Company (optional)

Address

Apartment, suite, etc. (optional)

City

Country

United States

State

New York

ZIP code

Phone (optional)

### Remember me

☐ Save my information for a faster checkout

[< Return to shipping method](#)

Complete order